

VOLUME 6 ■ SEPTEMBER 2003

NCSBN Research Brief

Report of Findings

Exploring the Value of Continuing Education Mandates

June Smith, PhD, RN

National Council of State Boards of Nursing, Inc. (NCSBN)



Report of Findings

Exploring the Value of Continuing Education Mandates

June Smith, PhD, RN

National Council of State Boards of Nursing, Inc. (NCSBN)



Mission Statement

The National Council of State Boards of Nursing, composed of Member Boards, provides leadership to advance regulatory excellence for public protection.

Copyright © 2003 National Council of State Boards of Nursing, Inc. (NCSBN)

All rights reserved.

The NCSBN logo, NCLEX[®], NCLEX-RN[®] and NCLEX-PN[®] are registered trademarks of NCSBN and may not be used or reproduced without written permission from NCSBN. No part of this publication may be reproduced, stored in a retrieval system or transmitted in any form by any means (electronic, mechanical, photocopying, recording, or otherwise now known or to be invented) for any commercial or for-profit use or purpose without written permission from NCSBN.

Address inquiries in writing to NCSBN Permissions, 111 E. Wacker Drive, Suite 2900, Chicago, IL 60601-4277.

Printed in the United States of America

ISBN# 0-9720273-6-X

Table of Contents

List of Tables	v
List of Figures	vi
Acknowledgments	1
Executive Summary	3
I. Background of Study.....	13
II. Research Design and Methodology	14
Assumptions	14
Questionnaire	14
Research Questions.....	15
Sample Selection	16
Confidentiality	16
Survey Process.....	16
Return Rates.....	16
Summary.....	16
III. Report of Results	17
Description of Sample	17
Continuing Education Hours.....	18
Beginning and Current Ability Levels.....	19
Factors Contributing to Current Ability.....	19
Correlations of Growth With Contributing Factors	21
Comparisons of Growth Between Nurses	
With and Without CE Mandates	23
Issues Influencing Growth in Abilities	23
Comparison of Growth in Abilities Across Work Setting	
Population Densities	25
Summary.....	25
IV. Conclusions	30
V. References	30

List of Tables

1. Respondent Work Settings	17
2. Respondent Nursing Positions	17
3. Correlations of Growth with Contributing Factors	24
4. Comparison of Modifying Factors for RNs and LPN/VNs With and Without CE Mandates	26

List of Figures

1. Hours of CE Accumulated by RNs and LPN/VNs	18
2. RN Beginning and Current Ability Levels.	20
3. LPN/VN Beginning and Current Ability Levels.	20
4. Estimates of Factor Contributions to Current Abilities – All Nurses.	21
5. Growth in Ability 3 by Population of Work Setting.	28
6. Growth in Ability 6 by Population of Work Setting.	28
7. Growth in Ability 7 by Population of Work Setting.	28
8. Growth in Ability 8 by Population of Work Setting.	29
9. Growth in Ability 10 by Population of Work Setting.	29

Acknowledgments

This study could not have been completed without the 1,025 nurses from

Executive Summary

Establishment of a link between mandatory continuing education (CE) and the development of professional competence has been deemed crucial to future decision-making about the best methods of assuring the continued competence of health care practitioners. The National Council of State Boards of Nursing (NCSBN) Research Department developed a research study to explore that issue. The plan for the study was reviewed and approved by the NCSBN Board of Directors in 2001.

NCSBN was joined in the study by the regulatory agencies for medical technologists, occupational therapists, physician assistants, physical therapists and respiratory therapists through the Inter-professional Workgroup for Health Professions Regulation (IWHPR). This report presents the results from registered nurse (RN) and licensed practical/vocational nurse (LPN/VN) study respondents.

The study was conducted May through August of 2002.

Research Design and Methods

Assumptions

The study was based on two sets of assumptions. The first was that all health care professionals must possess certain categories of abilities in order to provide safe, effective care and services. It was assumed that all health care professionals must be able to perform the following 10 professional abilities:

1. Collect correct information in a timely manner.
2. Identify clients' current needs.
3. Identify clients' future needs.
4. Work effectively within a health care team.
5. Perform procedures common to their professional practice.
6. Recognize situations in which intervention is needed to improve outcomes or prevent harm.
7. Assess client or service outcomes (e.g., responses to treatment, satisfaction with services, etc.).
8. Recognize when their own abilities are inadequate to manage the situation at hand (recognition of the limitation of one's own knowledge and skills).
9. Recognize areas of their own practice in need of improvement.
10. Record a clear, understandable and legally defensible account of care or services provided.

The second assumption concerned the various factors contributing to the development of professional abilities. It was assumed that the following factors contribute to the development of the abilities listed within the first assumption:

- Basic professional education.
- Professional work experience.
- Continuing education (including in-service education, continuing education offerings, short professional courses and formal academic coursework whether leading to a higher degree recognized by the profession or not).
- Informal education from mentors or preceptors or other people who work with the professional and give advice or information.

- Self-study (referral to reference books, texts, drug references, journal articles, etc.).
- Other – anything else that may have had a part to play in building professional abilities.

Questionnaire

A questionnaire, which contained three sections with an optional profession-specific data page, was created specifically for this project. The first section of the questionnaire included questions related to the 10 professional abilities listed in the first research assumption. Respondents were asked to provide three estimates for each of the abilities: beginning ability and current ability on a 0-100 scale, and the contribution of the six factors listed in the second research assumption to the development of their current ability. The respondents distributed 10 points among the six factors according to their perceptions of the factors' contributions to their current ability.

The second section contained questions related to the numbers and types of continuing education hours accumulated by the professional within the past year. The types of continuing education included total hours on all topics, hours on topics directly related to current work, hours on topics attended to prepare for a new position or extra duties not related to current work, and hours on topics attended only to fulfill continuing education mandates (topics unrelated to current or future work).

The third section contained a number of questions related to issues influencing professional abilities and/or the accumulation of continuing education hours.

Research Questions

1. What is the relationship between mandated continuing education and self-perception of professional abilities?
2. Do continuing education mandates influence the number and type of continuing education offerings attended?
3. What is the relationship of continuing education to the attainment of professional abilities?
4. What professional abilities are most influenced by continuing education?
5. To what degree do initial professional education, professional work experience, continuing education, professional mentors or preceptors and self-study contribute to the attainment of professional abilities?
6. What is the relationship between years of practice and self-perception of professional abilities?
7. What is the relationship between the number of continuing education offerings attended and the number of professional organizations to which the professional belongs?
8. To what extent do professionals have access to mentors or preceptors, continuing education classes and sources of current health care information within their day-to-day working environments?
9. What are the relationships among access to mentors or preceptors, continuing education classes and sources of current health care information and attainment of professional abilities?

Survey process

A four-stage mailing process was used to send questionnaires to 4,000 randomly selected nursing subjects (2,000 LPN/VNs and 2,000 RNs). A preletter announcing the research project and the imminent arrival of a survey was sent, followed by the survey with cover letter and return envelope. A reminder postcard was sent one to two weeks after the survey mailing. A second survey was mailed to nonrespondents approximately six weeks after the initial survey mailing.

Return Rates

There were a total of 305 questionnaires sent to bad addresses (158 LPN/VN and 147 RN), and a total of 1,025 questionnaires were returned (478 from LPN/VNs and 547 from RNs) for an overall 27.7% return rate, and a return rate of 26% for LPN/VNs and 30% for RNs.

Report of Results

Description of Sample

The RNs answering the survey had been in practice an average of 16.7 years (SD 11.7 years) and in their current positions an average of 6.4 years (SD 6.8 years). The LPN/VNs reported practicing for an average of 16.9 years (SD 11.1 years) and in their current positions an average of 8.9 years (SD 9.3 years).

The majority of the RNs reported working in hospitals (53%) with 7% working in long-term care, 7% in home health and 5% in the office setting. The majority of the LPN/VNs reported working in long-term care (31%), hospitals (27%), office settings (15%) and home health settings (6%).

Most of the RN (60%) and LPN/VN (78%) respondents reported

holding staff nurse, office nurse or clinic nurse positions. Six percent of the RN respondents reported holding advanced practice nurse positions, and 10% reported being managers. Managerial positions were held by 3% of the LPN/VN respondents. Most of the respondents reported providing direct care to clients within their nursing practices (85% of RNs and 95% of LPN/VNs).

Of the RN subjects, 86, or 17%, reported diploma basic education; 175, or 35%, reported associate degree education; and 185, or 37%, reported baccalaureate education. Education outside the U.S. was reported by 4% of the RN respondents.

The RN and LPN/VN subject groups both had 61% of respondents working in states requiring CE for continued licensure. There were 108, or 10%, who held additional certification in nursing and 80 of those were also licensed in a state requiring CE for license renewal (these were included in the 61% described above). A variable was created that divided the nurses into those with a mandate (either from the state licensing board or a certifying body) to accumulate CE, and those who were not mandated in any way to collect CE hours. That variable was used in the following analyses.

CE Hours

The RN respondents reported collecting (during the preceding 12 months) an average of 35.2 total continuing education hours, with 28.3 related to current work, 6.5 related to new or future duties and 4.2 unrelated to their work or interests. The LPN/VN respondents

work, 7 hours related to new duties and 5.7 hours unrelated to their work or interests.

The RNs and LPN/VNs who had CE mandates collected more total hours and hours related to current work, but the differences were not statistically significant. The RN and LPN/VN respondents with a CE mandate collected significantly (statistically significant at $p < .05$) more hours of CE unrelated to their current or future work than did those without such a mandate. If the unrelated CE hours are subtracted from the total CE hours for those with and without a CE mandate, the difference in the total number of hours accumulated by those with and without a CE mandate narrows to about three. This would indicate that nurses attended approximately the same numbers of CE hours related to current or future work with or without a mandate.

Beginning and Current Ability Levels

Subjects were asked to estimate their beginning (at the start of their first nursing position) and current abilities in 10 ability categories. Beginning ability estimates for the RN respondents ranged from 30 to 49 and from 30 to 45 for the LPN/VN respondents. Current ability estimates ranged from 78 to 87 for the RNs and 75 to 85 for the LPN/VNs. Both the RNs and the LPN/VNs provided the lowest beginning and current ability estimates for Ability 3 (identifying clients' future needs) and the highest beginning estimates for Ability 8 (recognizing when your own abilities are inadequate to manage the situation at hand). The RN respondents provided the highest current ability estimates for Ability 4 (working effectively within

a health care team), and the LPN/VN respondents provided the highest current ability estimates for Ability 5 (performing procedures).

Beginning ability estimates were subtracted from current ability estimates for each subject to make new variables called "growth" for each ability category.

Factors Contributing to Current Ability

Subjects were asked to distribute 10 points among six factors (basic professional education, work experience, CE, mentors or preceptors, self-study and other) according to the factors' contributions to their current ability in each of the ability categories. On average, subjects gave the greatest number of points to work experience and the second largest number to basic professional education. Lower numbers of points were distributed to mentors or preceptors, CE, self-study and other, in that order.

RN and LPN/VN estimates of the contributions of the factors differed only slightly. The LPN/VN respondents estimated a significantly higher contribution from work experience than did RNs for Abilities 2 (identifying clients' current needs), 6 (recognizing situations in which intervention is needed to improve outcomes or prevent harm), 7 (assessing client outcomes) and 10 (documenting care provided). The RN subjects estimated a significantly higher contribution from CE than did LPN/VNs for Abilities 2 (identifying clients' current needs) and 10 (documenting care provided); and a significantly higher contribution from mentors or preceptors for Abilities 5 (performing procedures) and 8 (recognizing when your own

abilities are inadequate to manage the situation at hand).

The estimates of the contributions of factors were compared for those with and without CE mandates. There were only two small, but statistically significant, differences found. The LPN/VN subjects without a CE mandate estimated a slightly higher contribution of basic education for Ability 3 (identifying clients' future needs) than did those with a CE mandate. The RN subjects without a mandate estimated a slightly higher contribution of mentors or preceptors for Ability 8 (recognizing when your own abilities are inadequate to manage the situation at hand) than did RNs with a mandate.

Correlations of Growth

With a mandate, respondents estimated a slightly higher contribution of basic education for Ability 3 (identifying clients' future needs) than did those without a mandate. The RN subjects without a mandate estimated a slightly higher contribution of mentors or preceptors for Ability 8 (recognizing when your own abilities are inadequate to manage the situation at hand) than did RNs with a mandate.

4 (working effectively within a health care team), and for LPN/VNs without a CE mandate for Ability 8 (recognizing when your own abilities are inadequate to manage the situation at hand). There was a small to moderate negative correlation of

Ability 7 (assessing client or service outcomes); and a positive correlation of growth with the contribution of

of the RN respondents and 50% of the LPN/VNs reported being reimbursed for one or more aspect(s) of professional development.

Experienced, professional assistance within the health care setting may play a major role in professional development and the delivery of safe care. While approximately half the nurse respondents to this study reported that their employing institutions had a formal mentoring program, most of them reported that these programs were only for new employees. About 75% of RNs and LPN/VNs working in hospitals reported having access to staff development personnel, but only 40-50% of those working in nursing homes reported the same. When asked about the availability of experienced professionals to answer questions, 69% of the RNs and 75% of the LPN/VNs reported having access to such people most or all of the time, and 25% of the RNs and 21% of the LPN/VNs reported having such individuals available at least some of the time.

Comparison of Growth in Abilities Across Work Setting Population Densities

Survey respondents were asked to identify the population of their geographic area of employment. Growth in all 10 ability categories was compared across population areas using beginning ability as a covariate. Nurses working in areas of lower population demonstrated significantly lower growth than those in areas of higher population in five of the 10 ability categories: 3 (identifying clients' future needs), 6 (recognizing situations in which intervention is needed to improve outcomes or prevent harm), 7

(assessing client outcomes), 8 (recognizing when your own abilities are inadequate to manage the situation at hand) and 10 (documenting care provided).

Conclusions

1. Nurses tend to accumulate CE hours whether or not they are mandated to do so.
2. Nurses with a CE mandate attend more hours of CE unrelated to their work or interests.

Report of Findings

Exploring the Value of Continuing Education Mandates

Health care regulatory bodies are charged with protection of the public from the unsafe practices of health care professionals. Boards of nursing must prevent unsafe individuals from entering the nursing profession, and monitor the maintenance of adequate ongoing competence. While licensure testing has become an accepted means of assuring entry-level nursing competence, effective assessment of ongoing competence has provided a much greater challenge. Mandatory accumulation of continuing education hours has been a means of assuring the maintenance of an adequate knowledge base for 22 of the 61 boards of nursing in the United States and its territories. The actual effect of such mandates on the attainment of professional abilities has not been explored.

The findings from the National Council of State Boards of Nursing (NCSBN) Continuing Education Effectiveness study are reported here in the sixth of a series of monographs called NCSBN Research Briefs. These briefs provide the means to quickly disseminate NCSBN research findings.

Establishment of a link between mandatory continuing education and the development of professional competence has been deemed crucial to future decision-making about the best methods of assuring the continued competence of health care practitioners (McGuire, Stanhope & Weisenbeck, 1998; b-

i6110.3543 Tte ttanhEichelbew(rpe &9(enbec6, 1998;b-Tjt*

Assumptions

The study was based on two sets of assumptions. The first was that all health care professionals must possess certain categories of abilities in order to provide safe, effective care and services. It was assumed that all health care professionals must be able to perform the following 10 professional abilities:

1. Collect correct information in a timely manner.
2. Identify clients' current needs.
3. Identify clients' future needs.
4. Work effectively within a health care team.
5. Perform procedures common to their professional practice.
6. Recognize situations in which intervention is needed to

scale with 0 equaling no ability and 100 equaling full ability 100% of the time. The third question asked respondents to estimate the amount of contribution of six factors (basic professional education, professional work experience, continuing education, mentors or preceptors, self-study and other) to the development of their current abilities. The respondents distributed 10 points among the six factors according to their perceptions of the factors' contributions to their current abilities.

The second section contained questions related to the numbers and types of continuing education hours accumulated by the professional within the past year. The types of continuing education included total hours on all topics, hours on topics directly related to current work, hours on topics attended to prepare for a new position or duties not related to current work, and hours on topics of courses attended only to fulfill continuing education mandates (topics unrelated to current or future work).

The third section contained a number of demographic and other questions. One set of questions ascertained information about each respondent's work setting and profession. Those questions included information related to the provision of continuing education classes, mentors or preceptors and informational resources by employers. Another set collected information about formal credit hours attained after the initial professional program, length of time since initial licensure or certification and time in current position. One question ascertained the number of professional organizations to which the respondent belonged. Two

questions elicited data about the continuing education mandates governing the professional's practice including the number of mandated hours. Two questions gathered information about the sources and types of continuing education utilized. A final set of questions asked about the frequency with which certain difficulties were encountered in the pursuit of continuing education offerings. At the end of the questionnaire, the respondent was given an opportunity to record comments.

The survey was reviewed for content validity by experienced professional nurses. A pilot test of the survey revealed a reliability coefficient of .87 for the first section.

7. What is the relationship between the number of continuing education offerings attended and the number of professional organizations to which the respondent belongs?
8. To what extent do professionals have access to mentors or preceptors, continuing education classes and sources of current health care information within their day-to-day working environments?
9. What are the relationships among access to mentors or preceptors, continuing education classes, and sources of current health care information and attainment of professional abilities?

Sample Selection

Random samples of 2,000 RNs and 2,000 LPN/VNs were selected from lists of actively licensed nurses in 35 United States jurisdictions. A power analysis revealed the need for as few as 85 subjects per group (mandated and nonmandated) to test for a difference in group means of $\pm .15$ at $p = .05$. A return rate as low as 10-15% from these random samples was anticipated to provide adequate group samples for the proposed statistical analyses.

Confidentiality

All potential participants were promised confidentiality with regard to their participation and their responses. Pre-assigned code numbers were used to facilitate cost effective follow-up mailings but those numbers were not used to identify individual participants in any other way. Files containing mailing information were kept

separate from the data files. The study protocol was reviewed by the NCSBN executive director for compliance with organizational guidelines for research studies involving human subjects.

Survey Process

A four-stage mailing procedure was used to engage subjects in the study. A preletter announcing the research project and the imminent arrival of a survey was sent, followed by the survey with cover letter and return envelope. A reminder postcard was sent one to two weeks after the survey mailing. A second survey was mailed to nonrespondents approximately six weeks after the initial survey mailing.

Return Rates

There were a total of 305 questionnaires sent to bad addresses (158 LPN/VNs and 147 RNs), and a total of 1,025 questionnaires were returned (478 from LPN/VNs and 547 from RNs) for an overall 27.7% return rate, and a return rate of 26% for LPN/VNs and 30% for RNs.

Summary

This research project was created to provide information about the relationship of continuing education to the growth of professional abilities. The study included professionals from six health care professions including nursing. Random samples of RNs and LPN/VNs received surveys developed specifically for the project. Return rates of 26% for LPN/VNs and 30% for RNs were adequate to provide statistical power for data analysis.

Description of Sample

The RNs answering the survey had been in practice an average of 16.7 years (SD 11.7 years) and in their current positions an average of 6.4 years (SD 6.8 years). The LPN/VNs reported practicing for an average of 16.9 years (SD 11.1 years) and in their current positions an average of 8.9 years (SD 9.3 years).

The majority of the RNs reported working in hospitals (53%) with 7% working in long-term care, 7% in home health and 5% in the office setting. The majority of the LPN/VNs reported working in long-term care (31%), hospitals (27%), office settings (15%) and home health settings (6%). See Table 1 for a listing of RN and LPN/VN work settings.

Most of the RN (60%) and LPN/VN (78%) respondents reported holding staff nurse, office nurse or clinic nurse positions. Six percent of the RN respondents reported holding advanced practice nurse positions and 10% reported being managers. Managerial positions were held by 3% of the LPN/VN respondents. Most of the respondents reported providing direct care to clients within their nursing practices (85% of RNs and 95% of LPN/VNs). See Table 2 for a listing of RN and 0

The RN and LPN/VN subject groups both had 61% of respondents working in states requiring CE for

CE mandate collected significantly (statistically significant at $p < .05$) more hours of CE unrelated to their current or future work than did those without such a mandate. If the unrelated CE hours are subtracted from the total CE hours for those with and without a CE mandate, the numbers of hours accumulated by those with and without CE mandates become nearly equal. This would indicate that nurses attend approximately the same number of CE hours related to current or future work with or without a mandate to do so.

The only statistically significant difference found was for LPN/VN

estimates were 340.805

Beginning and Current Ability Levels

Subjects were asked to estimate their beginning (at the start of their first nursing position) and current abilities in 10 ability categories. Beginning ability estimates for the RN respondents ranged from 30 to 49 and from 30 to 45 for the LPN/VN respondents. Current ability estimates ranged from 78 to 87 for the RNs (see Figure 2) and 75 to 85 for the LPN/VNs (see Figure 3). The RNs and LPN/VNs provided the lowest beginning and current ability estimates for Ability 3 (identifying clients' future needs) and the highest beginning estimates for Ability 8 (recognizing when your own abilities are inadequate to manage the situation at hand). The RN respondents provided the highest current ability estimates for Ability 4 (working effectively within a health care team), and the LPN/VN respondents provided the highest current ability estimates for Ability 5 (performing procedures).

Beginning and current ability estimates were compared for those with and without a CE mandate.

Ability Categories

1. Collect correct information in a timely manner.
2. Identify clients' current needs.
3. Identify clients' future needs.
4. Work effectively within a health care team.
5. Perform procedures common to their professional practice.
6. Recognize situations in which intervention is needed to improve outcomes or prevent harm.
7. Assess client or service outcomes (e.g., responses to treatment, satisfaction with services, etc.).
8. Recognize when their own abilities are inadequate to manage the situation at hand (recognition of the limitation of one's own knowledge and skills).
9. Recognize areas of their own practice in need of improvement.
10. Record a clear, understandable and legally defensible account of care or services provided.

Figure 2. RN Beginning and Current Ability Levels

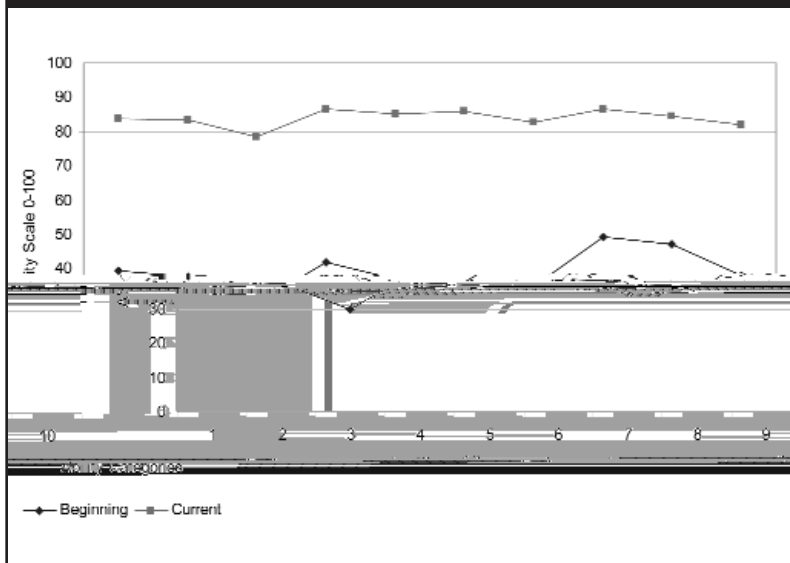
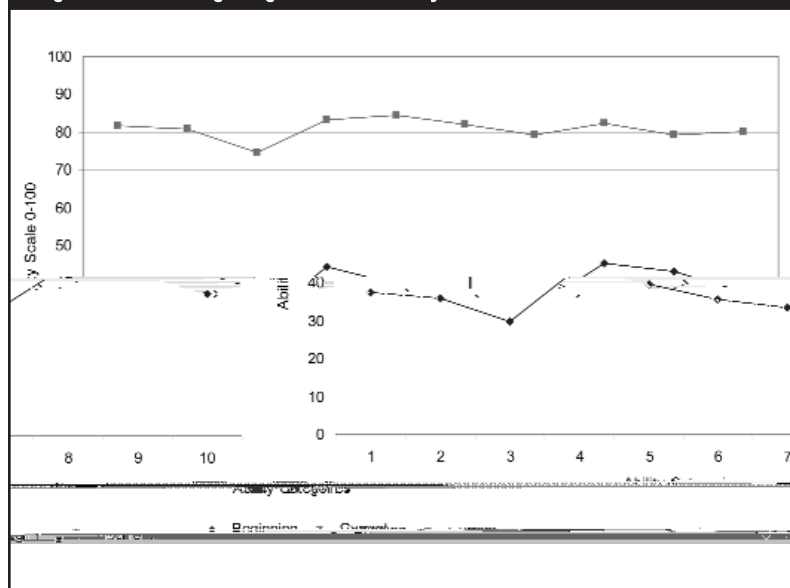


Figure 3. LPN/VN Beginning and Current Ability Levels



mentors and preceptors, self-study and other. Nine sets of correlations were run:

- All nurse subjects
- Nurses with a CE mandate
- Nurses without a CE mandate
- All RNs
- RNs with a CE mandate
- RNs without a CE mandate
- All LPN/VNs
- LPN/VNs with a CE mandate
- LPN/VNs without a CE mandate

Results for the RN data demonstrated several consistent findings across all 10 ability categories. There was a moderate negative correlation of growth with initial professional education for RN subjects with and without a CE mandate. This indicated that the more the RNs had grown, the less they attributed that growth to their initial professional education. There was also a small to moderate positive correlation of growth with work experience for RNs with and without a CE mandate, meaning that the more the RNs had grown, the more they attributed that growth to their work experience.

The data from the RNs with a CE mandate demonstrated some small to moderate correlations with several other factors. There were small to moderate positive correlations of growth with the contribution of mentors or preceptors for three ability categories. The strongest of those correlations was for Ability 5 (performing procedures), and smaller significant correlations were found for Abilities 2 (identifying clients' current needs) and 8 (recognizing when your own abilities are inadequate to manage the situation at hand). There was a small to moderate negative correlation of "other" with

growth (the more contribution the subject had estimated from other factors, the less the subject had grown) for Ability 4 (working within a health care team). There was only one small positive correlation of growth with CE and that was for Ability 10 (documenting care provided).

The LPN/VN correlations also demonstrated the negative correlations of growth with initial education for nine of the 10 ability categories. The relationship was not present for either LPN/VNs with or without a CE mandate for Ability 3 (identifying clients' future needs). A positive correlation of growth with work experience was found for LPN/VNs with and without a CE mandate for seven of the 10 ability categories. The correlation with work experience was not found for either those with or without a CE mandate for Ability 2 (identifying clients' current needs), and was not found for LPN/VNs with a CE mandate for Ability 1 (collecting correct information in a timely manner) or Ability 4 (working within a health care team).

There were several other significant correlations of growth with contributing factors for LPN/VN subjects. There were small to

7 (assessing client or service outcomes); and a positive correlation of growth with the contribution of CE for LPN/VNs without a mandate for Ability 1 (collecting correct information in a timely manner). See Table 3 for a listing of RN and LPN/VN correlations.

Comparisons of Growth Between Nurses With and Without CE Mandates

Growth in each of the 10 ability categories was compared for nurses with and without a CE mandate. ANCOVA analyses were performed on the data from all nurses, data from RNs and data from LPN/VNs. Total CE hours, years in current position, years in practice, credit hours and beginning ability estimates were used as covariates. No significant or practically relevant differences were found in the amount of growth experienced by nurses (all nurses, RNs, or LPN/VN/LPNU

the LPN/VNs reported being reimbursed for one or more aspects

Table 4. Comparison of Modifying Factors for RNs and LPN/VNs With and Without CE Mandates

Variable	RNs			LPN/VNs		
	All (%)	W Mand. (%)	W/O Mand. (%)	All (%)	W Mand. (%)	W/O Mand. (%)
Years in practice**^	16.7	18	14.8	16.9	16.2	19.4
Years in current position^	6.4	6.9	5.8	9	8.3	10.8
Credit hours earned*	57	70	33.5	54	60.9	52.2
Number of clients	13	14	13	23	21	26
Does employer offer CE pertinent to professional needs?***	78	77	78	65	67	63
Does employer-offered CE adequately meet CE needs?^						
Yes, definitely	38	37	38	34	41	24
Yes, somewhat	52	50	56	58	52	66
No	11	13	7	8	7	10
Does your facility provide a formal mentoring program for employees of your professional type?***	57	56	56	42	43	41
Is the mentoring program only for new employees?***	76	76	76	65	65	70
Does your facility employ individuals to perform staff development?***	63	61	62	59	60	56
Are staff development employees available to you?						
Yes, most or all of the time	45	45	46	53	58	43
At least some of the time	40	39	40	37	34	42
No	15	16	15	10	9	15
Are there experienced professionals available to answer questions?						
Yes, most or all of the time	69	69	69	75	74	78
At least some of the time	25	26	25	21	23	18
No	0.4	0.3	0.6	1	1	0.7
I am the only professional of my type at employing facility	5	5	6	3	2	4
Are there adequate reference materials available to you?***	76	76	73	76	74	81
Are you reimbursed for professional development expenses?						
Not reimbursed for following items:	40	40	41	50	50	51
Reference books	14	15	12	9	9	9
Professional journals	8	9	5	6	7	5
Professional assoc. memberships*	11	12	7	6	7	4
CE outside workplace	48	48	49	41	42	39
Adv. prac. or specialist certification*	20	22	16	11	12	9
Does reimbursement cover your expenses?						
Yes, most or all	22	21	25	20	22	19
At least partially	31	32	31	21	22	25
No	13	15	11	11	11	10
Not reimbursed for listed items	34	33	33	48	45	46

*Significantly different for RNs with and without CE mandate, $p < .05$.^Significantly different for LPN/VNs with and without CE mandate, $p < .05$.

** Numbers represent percent who answered "yes" to the given question.

Table 4, continued

Variable	RNs			LPN/VNs		
	All (%)	W Mand. (%)	W/O Mand. (%)	All (%)	W Mand. (%)	W/O Mand. (%)
To how many professional organizations do you belong?*						
None	47	40	56	74	71	81
One	30	31	31	17	20	12
Two	14	19	8	7	8	5
Three	6	7	2	0.9	0.9	1
Four	2	3	1	0.5	0.4	0.7
Five	0.6	0.6	0.6	0.2		
Which of the following sources of CE have you used?						
Place of employment*	79	76	85	67	66	70
Professional org/conferences*	72	75	66	48	48	47
Continuing education vendors**	62	69	47	50	63	29
Pharmacy/diag. industry reps	33	32	36	27	26	28
Academic institution*	38	43	27	25	27	22
Which of the following methods of CE provision have you used?						
Live	93	93	92	79	80	77
Internet-based	25	26	23	12	10	15
Non-Internet computer-based	10	10	11	4	3	5
Audio**	19	16	23	14	10	19
Video^	37	36	40	30	24	39
Journals/books	58	59	56	47	48	46
Correspondence classes^	24	30	10	30	42	11
To what degree have you experienced any of the following difficulties with CE? (the values given are the sum of the percentages of "sometimes" and "frequently" answers).						
Too few pertinent offerings**	54	48	67	55	53	59
Offerings are too expensive	82	82	84	78	77	82
Must belong to prof. org. to be informed^	41	39	45	40	35	48
Must travel over 50 miles^	70	67	75	62	57	73
Must pay for overnight lodging^	59	59	61	55	52	64
Employer unwilling to allow time off^	43	40	46	45	40	58
Which of the following best describes the population of the geographic area where you are employed?*						
Less than 20,000	19	18	22	30	27	35
20,000 to 49,999	18	22	10	20	21	19
50,000 to 99,999	18	13	28	15	15	17
100,000 to 500,000	20	21	16	13	15	10
Greater than 500,000	18	19	16	8	9	8
Don't know	8	7	8	14	14	11

*Significantly different for RNs with and without CE mandate, $p < .05$.

^Significantly different for LPN/VNs with and without CE mandate, $p < .05$.

** Numbers represent percent who answered "yes" to the given question.

Ability Categories

1. Collect correct information in a timely manner.
2. Identify clients' current needs.
3. Identify clients' future needs.
4. Work effectively within a health care team.
5. Perform procedures common to their professional practice.
6. Recognize situations in which intervention is needed to improve outcomes or prevent harm.
7. Assess client or service outcomes (e.g., responses to treatment, satisfaction with services, etc.).
8. Recognize when their own abilities are inadequate to manage the situation at hand (recognition of the limitation of one's own knowledge and skills).
9. Recognize areas of their own practice in need of improvement.
10. Record a clear, understandable and legally defensible account of care or services provided.

Population Areas

- Area 1 = < 20,000
 Area 2 = 20,000-49,999
 Area 3 = 50,000-99,999
 Area 4 = 100,000-500,000
 Area 5 = > 500,000

Figure 5. Growth in Ability 3 by Population of Work Setting

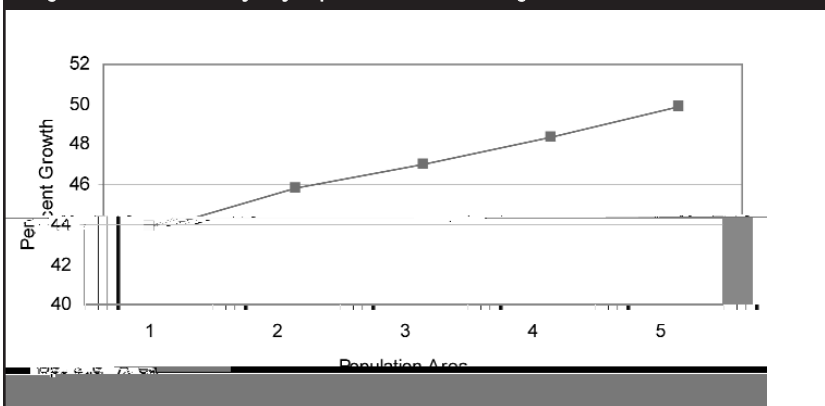


Figure 6. Growth in Ability 6 by Population of Work Setting

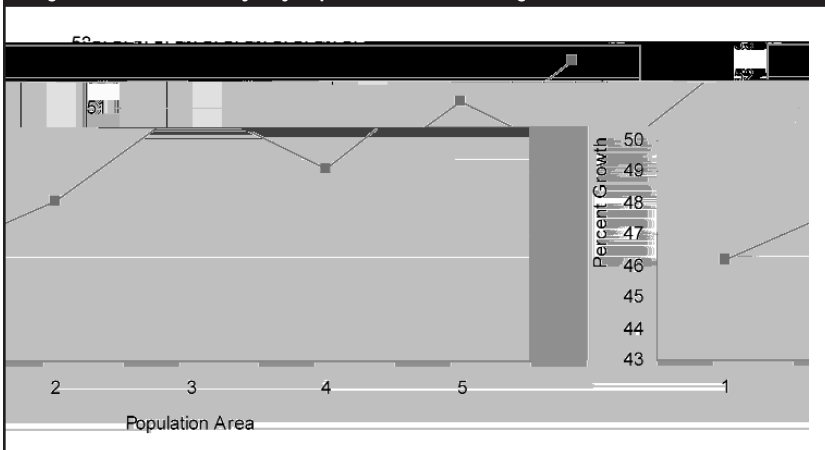
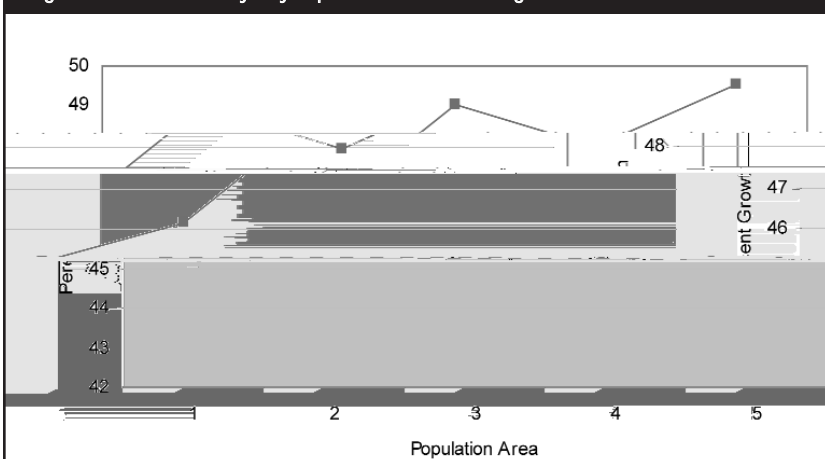


Figure 7. Growth in Ability 7 by Population of Work Setting




Conclusions

1. Nurses tend to accumulate CE hours whether or not they are mandated to do so.
2. Nurses with a CE mandate attend more hours of CE unrelated to their work or interests.
3. Nurses consider work experience as the greatest contributor to their current levels of ability.
4. Nurses with and without CE mandates estimate the same levels of growth in 10 professional abilities.
5. Access to CE and other factors related to professional learning varies among nurses in different work settings and possibly among nurses in different population settings.
6. Nurses with CE mandates may have greater access to some sources of CE such as CE vendors because nurses with mandates are targeted by those providers.
7. Nurses in lower population areas experience less growth in some abilities than do those in more populous regions.

References

- Hewlett, P. O. & Eichelberger, L. W. (1996). The case against mandatory continuing education. *Journal of Continuing Education in Nursing*, 27(4), pp. 176-181.
- McGuire, C. A., Stanhope, M. & Weisenbeck, S. M. (1998). Nursing competence – an evolving regulatory issue in Kentucky. *Nursing Administration Quarterly*, 23(1), pp. 24-28.
- Perrin, K. M., Boyett, T. P. & McDermott, R. J. (2000). Continuing education about physically abusive relationships: Does education change the perceptions of health care practitioners? *The Journal of Continuing Education In Nursing*, 31(6), pp. 269-274.
- Slusher, I. L., Logsdon, M. C., Johnson, E., Parker, B., Rice, J. & Hawkins, B. (2000). Continuing education in nursing: A 10-year retrospective study of CE offerings presented by the Kentucky Nurses Association. *The Journal of Continuing Education in Nursing*, 31(5), pp. 219-223.



NCSBN **Research Services**

National Council of State Boards of Nursing

111 E. Wacker Drive, Suite 2900
Chicago, IL 60601-4277
312.525.3600
312.279.1032 fax
www.ncsbn.org