

VOLUME 14 ■ APRIL 2004

## **NCSBN Research Brief**

# **Report of Findings from the 2003 Employers Survey**

**June Smith, PhD, RN  
Lynda Crawford, PhD, RN, CAE**

**National Council of State Boards of Nursing, Inc. (NCSBN)**



**Report of Findings from the**  
**2003 Employers**  
**Survey**

**June Smith, PhD, RN**

**Mission Statement**

The National Council of State Boards of Nursing, composed of member boards, provides leadership to advance regulatory excellence for public protection.

Copyright © 2004 National Council of State Boards of Nursing, Inc. (NCSBN)

All rights reserved. The NCSBN logo, NCLEX<sup>®</sup>, NCLEX-RN<sup>®</sup> and NCLEX-PN<sup>®</sup> are registered trademarks of NCSBN and this document may not be used, reproduced or disseminated to any third party without written permission from NCSBN.

Permission is granted to boards of nursing to use or reproduce all or parts of this document for licensure related purposes only. Nonprofit education programs have permission to use or reproduce all or parts of this document for educational purposes only. Use or reproduction of this document for commercial or for-profit use is strictly prohibited. Any authorized reproduction of this document shall display the notice: "Copyright by the National Council of State Boards of Nursing, Inc. All rights reserved." Or, if a portion of the document is reproduced or incorporated in other materials, such written materials shall include the following credit: "Portions copyright by the National Council of State Boards of Nursing, Inc. All rights reserved."

Address inquiries in writing to NCSBN Permissions, 111 E. Wacker Drive, Suite 2900, Chicago, IL 60601-4277.

Printed in the United States of America

ISBN# 0-9745768-2-4

# Table of Contents

- List of Tables ..... v
- List of Figures ..... vi
- Acknowledgments ..... 1
- Executive Summary ..... 3
- I. Background of Study ..... 13
- II. Methodology ..... 15
  - 2.1. Study Design ..... 15
  - 2.2. Study Population ..... 16
  - 2.3. Data Collection ..... 17
  - 2.4. Data Analysis ..... 18
- III. Survey Participants ..... 16
  - 3.1. Demographics ..... 16
  - 3.2. Education ..... 17
  - 3.3. Employment ..... 18
  - 3.4. Clinical Experience ..... 19
- IV. Survey Findings Related to Newly Licensed Nurses ..... 19
  - 4.1. Knowledge ..... 19
  - 4.2. Attitudes ..... 20
  - 4.3. Self-Efficacy ..... 21
  - 4.4. Clinical Performance ..... 22



# List of Tables

Table 1.1	1
Table 1.2	2
Table 1.3	3
Table 1.4	4
Table 1.5	5
Table 1.6	6
Table 1.7	7
Table 1.8	8
Table 1.9	9
Table 1.10	10
Table 1.11	11
Table 1.12	12
Table 1.13	13
Table 1.14	14
Table 1.15	15
Table 1.16	16
Table 1.17	17
Table 1.18	18
Table 1.19	19
Table 1.20	20
Table 1.21	21
Table 1.22	22
Table 1.23	23
Table 1.24	24
Table 1.25	25
Table 1.26	26
Table 1.27	27
Table 1.28	28
Table 1.29	29
Table 1.30	30
Table 1.31	31
Table 1.32	32
Table 1.33	33
Table 1.34	34
Table 1.35	35
Table 1.36	36
Table 1.37	37
Table 1.38	38
Table 1.39	39
Table 1.40	40
Table 1.41	41
Table 1.42	42
Table 1.43	43
Table 1.44	44
Table 1.45	45
Table 1.46	46
Table 1.47	47
Table 1.48	48
Table 1.49	49
Table 1.50	50
Table 1.51	51
Table 1.52	52
Table 1.53	53
Table 1.54	54
Table 1.55	55
Table 1.56	56
Table 1.57	57
Table 1.58	58
Table 1.59	59
Table 1.60	60
Table 1.61	61
Table 1.62	62
Table 1.63	63
Table 1.64	64
Table 1.65	65
Table 1.66	66
Table 1.67	67
Table 1.68	68
Table 1.69	69
Table 1.70	70
Table 1.71	71
Table 1.72	72
Table 1.73	73
Table 1.74	74
Table 1.75	75
Table 1.76	76
Table 1.77	77
Table 1.78	78
Table 1.79	79
Table 1.80	80
Table 1.81	81
Table 1.82	82
Table 1.83	83
Table 1.84	84
Table 1.85	85
Table 1.86	86
Table 1.87	87
Table 1.88	88
Table 1.89	89
Table 1.90	90
Table 1.91	91
Table 1.92	92
Table 1.93	93
Table 1.94	94
Table 1.95	95
Table 1.96	96
Table 1.97	97
Table 1.98	98
Table 1.99	99
Table 1.100	100

# List of Figures

Figure 1. Percentage of respondents who reported that their organization is currently using electronic health records (EHR) systems	1
Figure 2. Percentage of respondents who reported that their organization is currently using electronic health records (EHR) systems, by organization type	2
Figure 3. Percentage of respondents who reported that their organization is currently using electronic health records (EHR) systems, by organization size	3
Figure 4. Percentage of respondents who reported that their organization is currently using electronic health records (EHR) systems, by organization type and size	4
Figure 5. Percentage of respondents who reported that their organization is currently using electronic health records (EHR) systems, by organization type and size	5
Figure 6. Percentage of respondents who reported that their organization is currently using electronic health records (EHR) systems, by organization type and size	6
Figure 7. Percentage of respondents who reported that their organization is currently using electronic health records (EHR) systems, by organization type and size	7



# Acknowledgments

I would like to thank my family and friends for their support and encouragement throughout this journey. I am particularly grateful to my parents for their unconditional love and belief in me. I also want to thank my colleagues and mentors for their guidance and advice. Finally, I would like to thank the reviewers for their constructive feedback and comments.





The survey process was designed to be as simple and straightforward as possible. We used a professional survey firm to design and distribute the survey. The survey was distributed to employers via email and a hard copy was also mailed to each employer. We provided a 4-week period for employers to complete and return the survey. We followed up with employers who had not returned the survey by phone and mail. We received a total of 1,000 completed surveys.

### Survey Process

The survey process was designed to be as simple and straightforward as possible. We used a professional survey firm to design and distribute the survey. The survey was distributed to employers via email and a hard copy was also mailed to each employer. We provided a 4-week period for employers to complete and return the survey. We followed up with employers who had not returned the survey by phone and mail. We received a total of 1,000 completed surveys.

### Return Rates


The return rates for the survey were as follows:

Overall Return Rate	85%
Return Rate by State	85%
Return Rate by Industry	85%
Return Rate by Firm Size	85%
Return Rate by Survey Method	85%





AP Competency Evaluations



Facility Care Delivery Policies



Tasks Performed by AP



Comments







**Report of Findings from the**  
**2003 Employers**  
**Survey**

**June Smith, PhD, RN**  
**Lynda Crawford, PhD, RN, CAE**



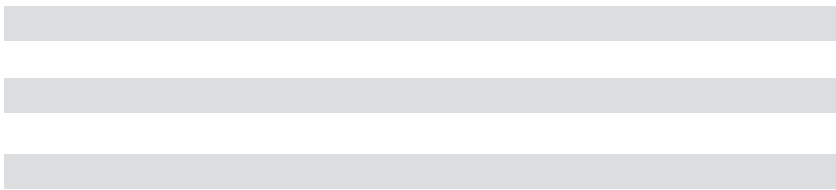









### Respondent Demographics






**Table 2. R**


The table content is redacted with grey bars.














### Types of AP Employed by Respondents' Facilities



### AP Training







Table 11. Frequency of Competency Evaluations Performed for AP

	Overall %	Hospital %	LTC %	HHC %
Only at time of hire	9.5	5.2	11.6	17.7
Every 6 to 12 months	80.7	87.1	74.3	76.6
Less often than every 12 months	6	6.1	6.1	5.7







### AP Competency Evaluations



### Facility Care Delivery Policies







## Summary


**Table 16. Activities Performed by AP**

	Overall (%)	Hospital (%)	LTC (%)	HHC (%)
Basic nurse aide skills (ADLs, VSs, bed making, etc.)	99.1	99.0	99.5	97.9
Transporting clients	83.8	93.9	92.3	24
Feeding clients	94.6	97.0	97.7	77.4
Taking vital signs	94.2	96.8	93.7	87
Giving oral medications	10.0	3.6	17.4	8.9
Giving topical medications – creams & ointments	17.7	9.9	24.4	23.8
Giving topical medications – patches	7.1	1.8	13.6	5.5
Giving rectal medications	6.7	2.6	11.5	6.1
Inserting urinary catheters	8.4	14.4	3.4	3.4
Removing urinary catheters	14.2	24.7	5.4	5.5
Oral suctioning	15.2	24.5	6.8	8.9
Tracheal suctioning	1.9	2.6	1.1	2.1
Monitoring IV infusions	2.6	3.6	1.6	2.1
Removing IV lines	5.9	10.7	1.6	2.7
Other	11.6	13.9	7.9	15.3









**NCSBN** Research Services  
*National Council of State Boards of Nursing*

111 E. Wacker Drive, Suite 2900  
Chicago, IL 60601-4277  
312.525.3600  
312.279.1032 fax  
[www.ncsbn.org](http://www.ncsbn.org)